




**The University of Alabama
NATIONAL ALUMNI ASSOCIATION**

Chapter Logo Guidelines

CHAPTER LOGO

Using City or Location as Name



All logos will be displayed in Black and Pantone 201 (UA Official Red).
Exceptions include all white on dark backgrounds (Red, Black, Gray)

CHAPTER LOGO

Using City or Location as Name

Examples



GREATER NY

A Chapter of The University of Alabama National Alumni Association



**CENTRAL
FLORIDA**

A Chapter of The University of Alabama National Alumni Association




JACKSON, MS

A Chapter of The University of Alabama National Alumni Association

CHAPTER LOGO

Using City or Location as Name *with Tagline*



All logos will be displayed in Black and Pantone 201 (UA Official Red). Exceptions include all white on dark backgrounds (Red, Black, Gray)

CHAPTER LOGO


Using City or Location as Name *with Tagline*

Examples



CHAPTER LOGO

Using County Names



All logos will be displayed in Black and Pantone 201 (UA Official Red). Exceptions include all white on dark backgrounds (Red, Black, Gray)

CHAPTER LOGO

Using County Names

Examples



**MONTGOMERY &
LOWNDES COUNTY**

A Chapter of The University of Alabama National Alumni Association




**CRENSHAW
COUNTY**

A Chapter of The University of Alabama National Alumni Association

CHAPTER LOGO


Chapters that Do Not Utilize City or Location Name



All logos will be displayed in Black and Pantone 201 (UA Official Red). Exceptions include all white on dark backgrounds (Red, Black, Gray)

CHAPTER LOGO

Chapters Requesting to Use an Icon



All logos will be displayed in Black and Pantone 201 (UA Official Red). Exceptions include all white on dark backgrounds (Red, Black, Gray)

CHAPTER LOGO

Chapters Requesting to Use an Icon

Icon Guidelines

- All icons require approval.
- Icons may only appear 50% or less smaller than the size of the Capstone A.
- Icons must be displayed in one color and silhouette only.




Examples



CHAPTER LOGOS

Approved uses of logos

- All logos must be displayed no smaller than 1.95" w and .5" high with a .25" buffer (no other elements should come within .25" of the logo).



- Tagline may be reversed when logo is placed on a dark background such as black.



- Chapter name and tagline may be reversed when logo is placed on Crimson (Pantone 201)



CHAPTER LOGOS

Unapproved uses of logos

- All logos must be displayed in proportion. →



- All logos must be constructed as noted; no variation in color placement allowed. This includes outlines and tints of approved colors. →



- All logos must be displayed in approved format and structure. →



- All logos must be placed in a patterned or “busy” background. →

